

Triase dan Pananganan Gawat Darurat

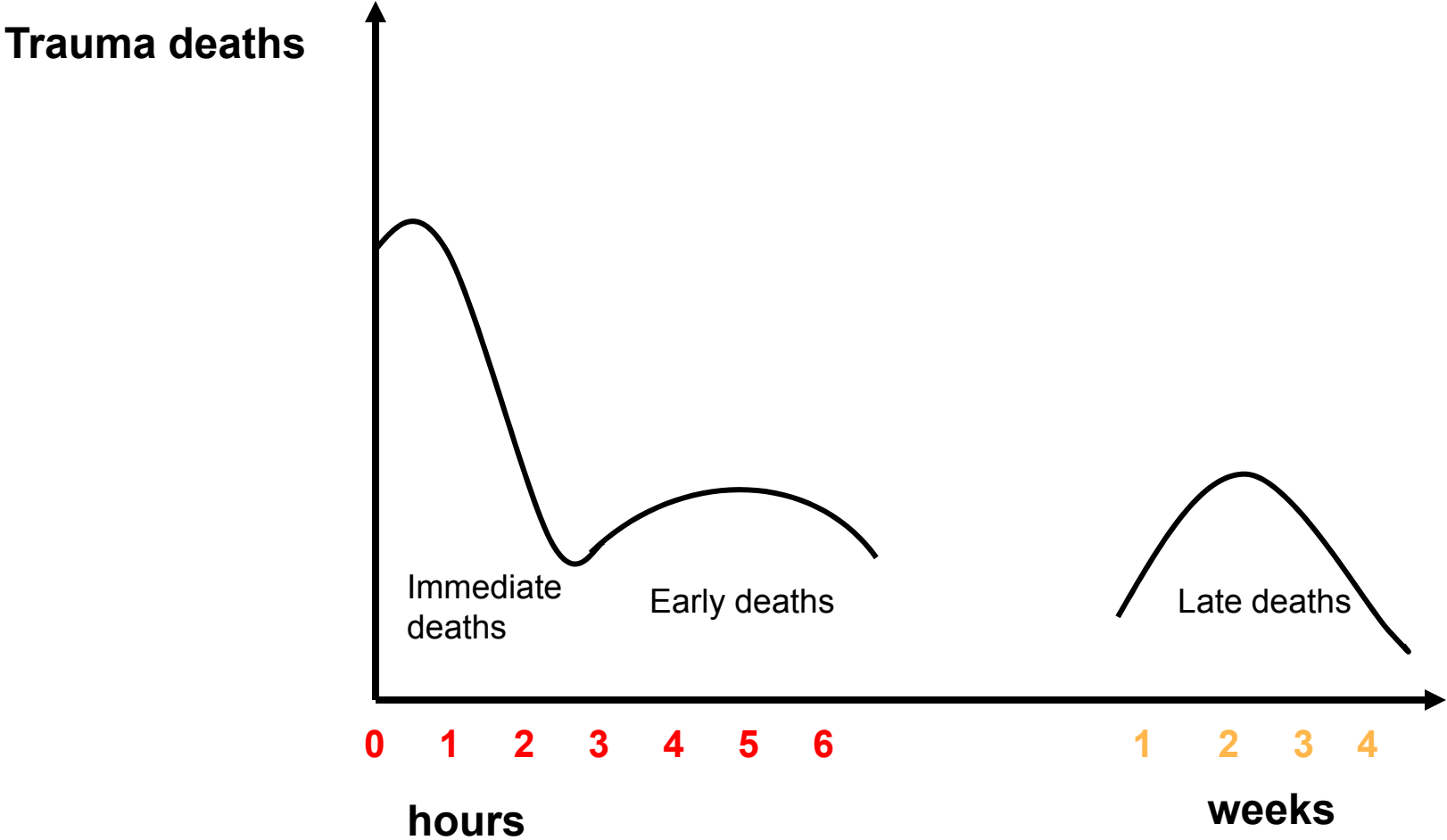
Hendro Wartatmo
PMPK – FK UGM

Triase (*Triage*) ... to sort

- *“ Doing the greatest good for the greatest number of people using the available resources “*
- *Chaotic situation ----- a system that is simple and clear is most likely to succeed*
- *Triage should be a tool by which a seemingly unmanageable, overwhelming situation can be organized.*
- *Triage should be a dynamic process carried out at several levels throughout the system.*
- *One of the goals of triage should be to diagnose critical injuries requiring life saving treatment in the shortest possible time.*

- *To this end patients are categorized into groups to determine their priority for treatment and transport to definitive care facilities.*
- *"priority one," "emergency," or the color red indicates the need for immediate care;*
- *"priority two," "urgent," or the color yellow indicates that care may be delayed for a limited period of time without significant mortality;*
- *"priority three," "nonurgent," or the color green indicates that care may be delayed until the patients in the other categories have been dealt with.*
- *A fourth group, described with the term "expectant" or the color black, has been advocated by some to denote patients who are dead or expected to die.*

Trunkey's curve



Single Triage (SIT)

- Untuk pasien yang datang satu persatu
- Sesuai situasi di UGD sehari-hari

* Triage: Techniques and Applications in Decision Making .

Katharyn Kennedy, MD Richard V Aghababian, MD Lucille Gans, MD C Phuli
Lewis, MD

Annals of Emergency Medicine. August 1996 • Volume 28 • Number 2

50
KORBAN



Triage
Officer

20

Luka
Lecet



Tdk ada
Tindakan
segera

15

CKR



Paliatif

5


-# femur
tertutup
- # terbuka
-Ruptur
hepar
-Tension
Pnthorax
-Multiple
trauma dg
syok



Tindakan
Life saving

10

Mening
-gal



Km
Mayat

50
KORBAN



Triage
Officer

20

Luka
Lecet



Tdk ada
Tindakan
segera

15

CKR



Paliatif

1

-Multiple
trauma dg
syok



Tindakan
Intensif

4

-# femur
tertutup
- # terbuka
-Ruptur
hepar
-Tension
Pnthorax



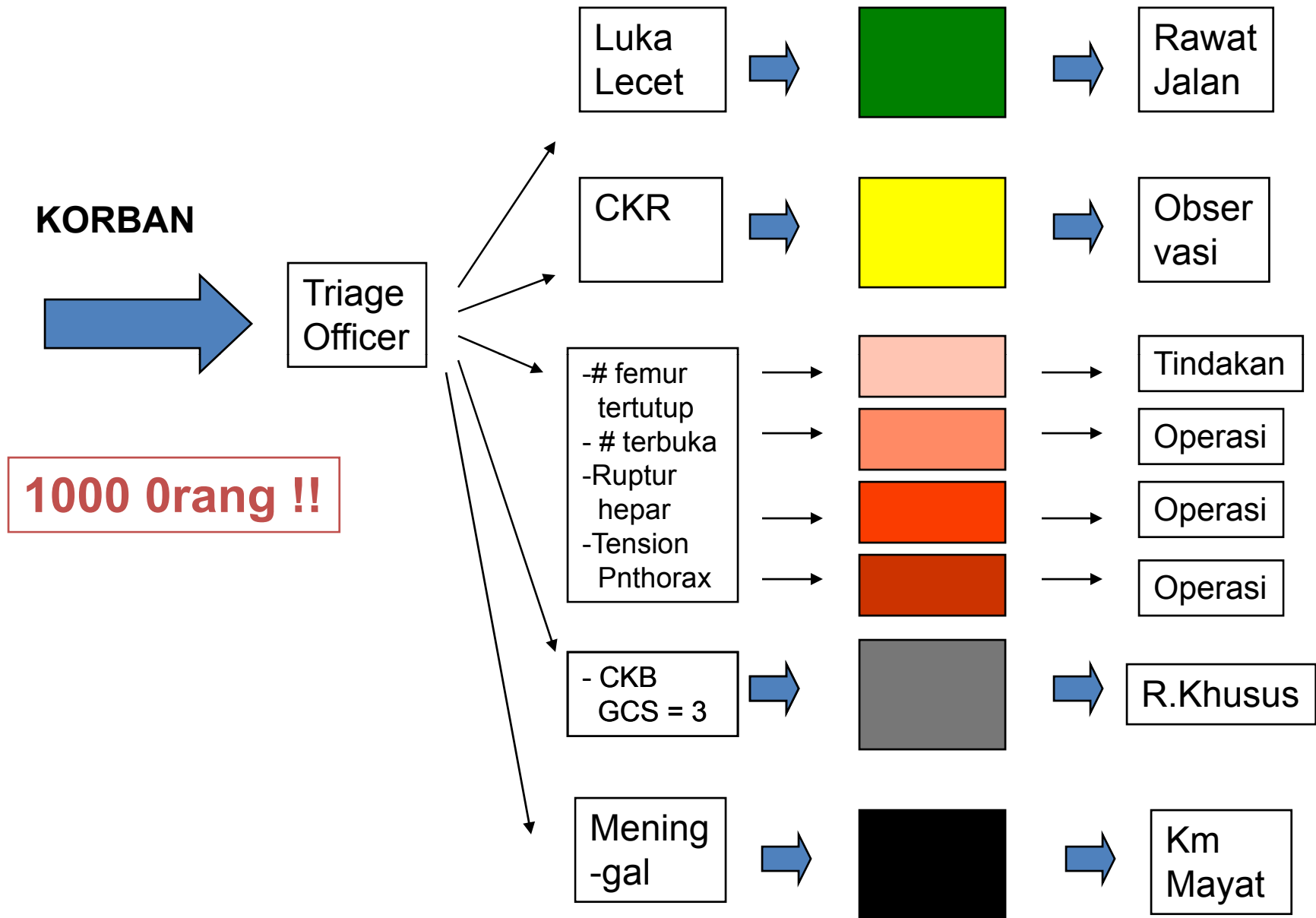
Tindakan
Life saving

10


Mening
-gal



Km
Mayat



KORBAN



1000 Orang

CHAOS !!

Triage Officer

Luka Lecet

CKR

-# femur tertutup
- # terbuka
-Ruptur hepar
-Tension Pnthorax

- Multiple trauma dg syok

Mening-gal



Tertunda

Penampungan seadanya

Antri

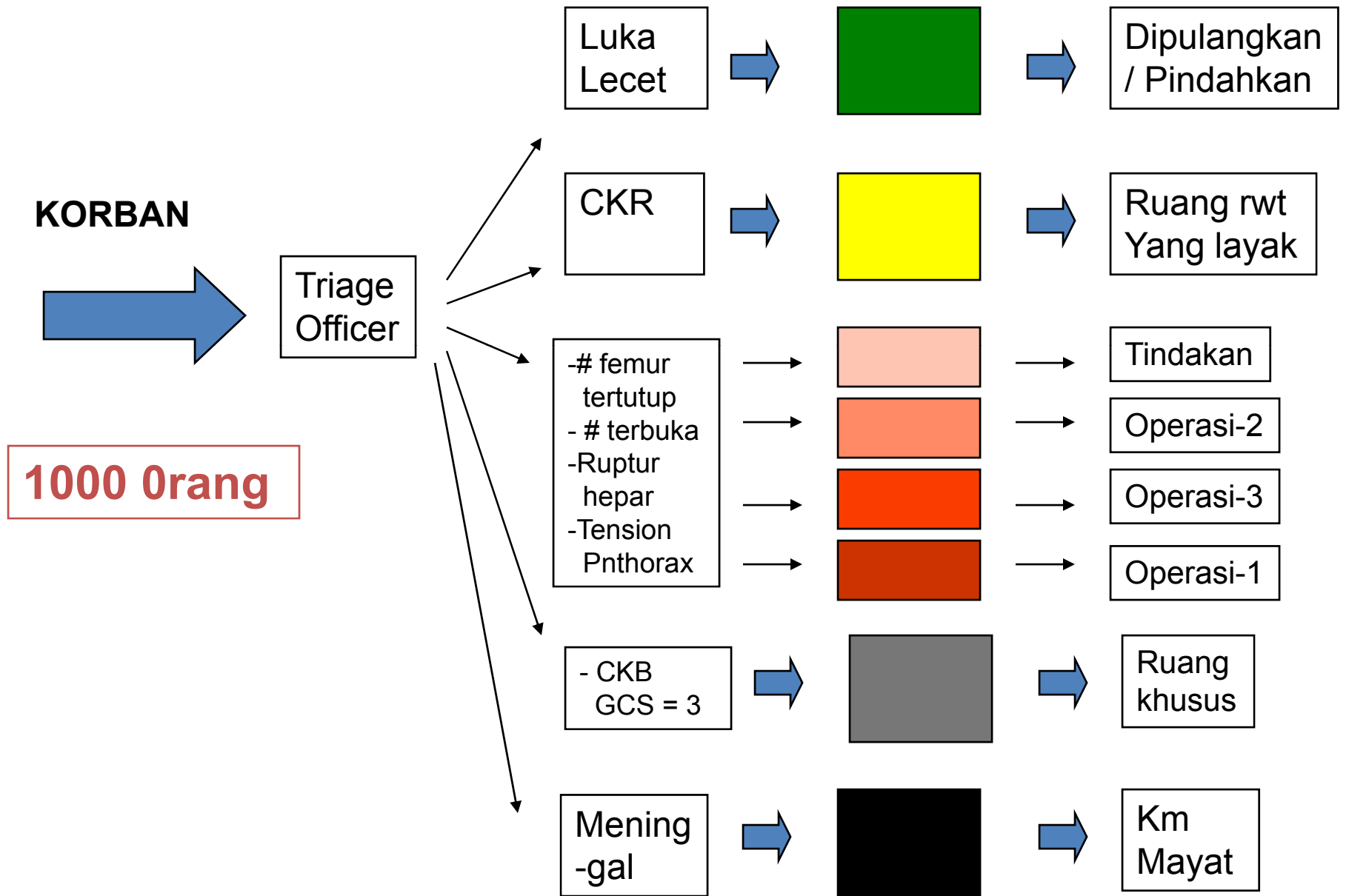
Antri

Antri

Antri

Terlantar

Penuh, Identifikasi ?



Single Triage :

- Untuk pasien tunggal
- Kategori pasien
 - **Immediate**
 - (AMI, Perdarahan dalam)
 - **Urgent**
 - (Stroke, Apendisitis)
 - **Non Urgent**
 - (Luka, Dislokasi, Fraktur)



Simple Triage And Rapid Transport (START)

- Proposes five categories.
- Using a color-coded system, it includes a blue category for patients who are unlikely to survive or whose survival would depend on receiving extensive or complicated treatment rapidly. Patients in this category would receive treatment after priority one but before priority two cases, provided their numbers were not so large as to detract from the treatment of the urgent patients.

Re Triage !!



Secondary Assessment for Victims Endpoint (SAVE)


- **Dilakukan bila jumlah korban luar biasa dan jauh melampaui kapasitas penolong.**
- **Kategori korban :**
 - **Yang akan selamat apapun tindakan yang dilakukan**
 - **Yang akan tidak selamat apapun tindakan yang dilakukan**
 - **Yang tidak termasuk kedua golongan diatas , keselamatannya sangat tergantung intervensi yg dilakukan tim penolong**

Medical Emergency Response


Hospitalisation
area

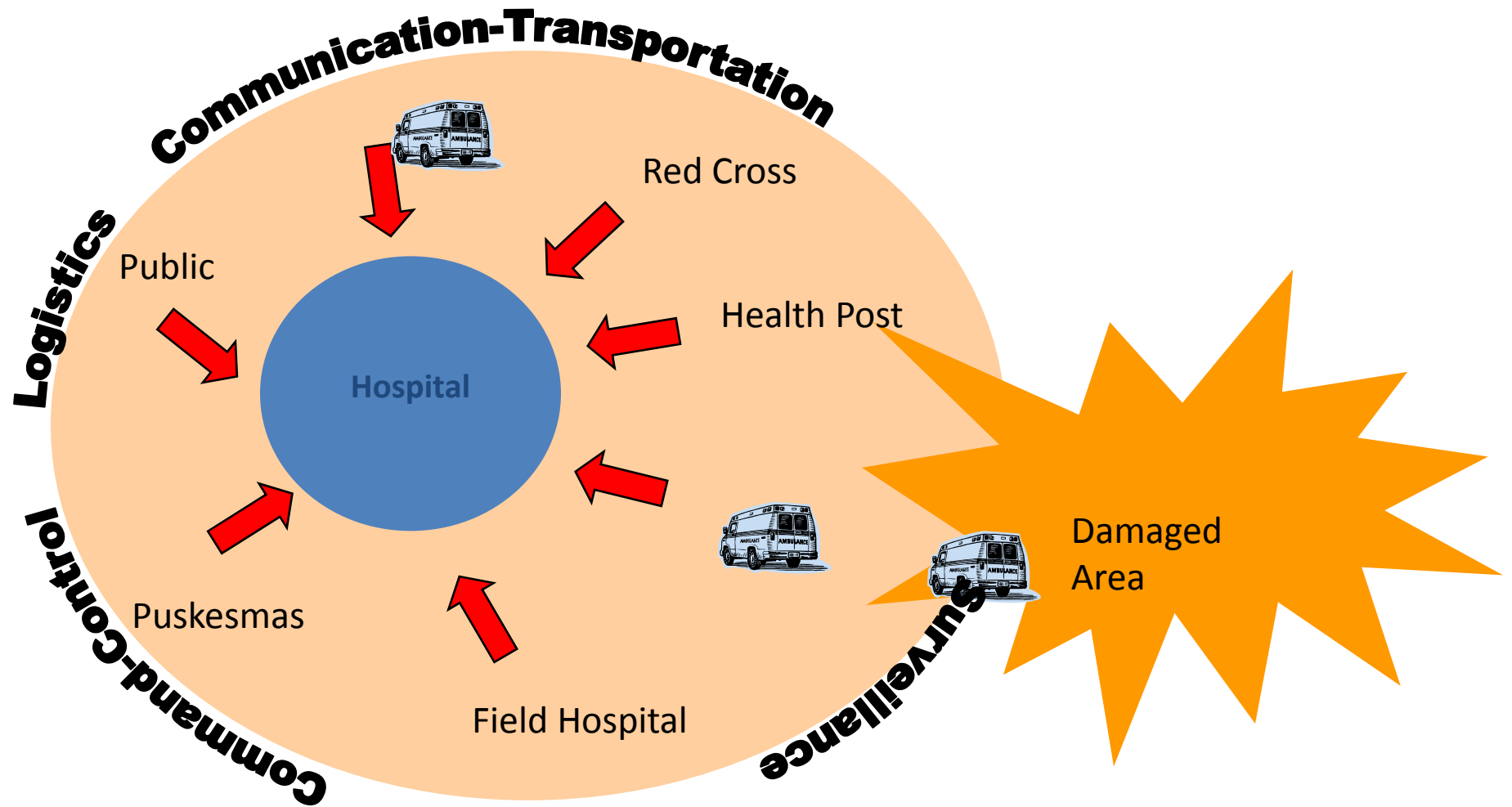


Transportation
- Transfer



Damage
area





**Regional Response
of Health Sector**

Terima Kasih